

This document contains key information you should know about the Class A units of the DFA Canadian Core Equity Fund. You can find more details in the fund's simplified prospectus. Ask your representative for a copy, contact Dimensional Fund Advisors Canada ULC by calling collect at 604-685-1633 or by email at [info@dfacanada.com](mailto:info@dfacanada.com), or visit <https://ca.dimensional.com/en/funds>.

**Before you invest in any fund, consider how the fund would work with your other investments and your tolerance for risk.**

### Quick facts

<b>Fund code</b>	DFA255-FF-0617-E	<b>Fund Manager</b>	Dimensional Fund Advisors Canada ULC
<b>Date class started</b>	Class A — June 23, 2004	<b>Portfolio Manager</b>	Dimensional Fund Advisors Canada ULC
		<b>Principal Sub-Advisor</b>	Dimensional Fund Advisors LP
<b>Total value on April 30, 2017</b>	\$ 1,389,374,816	<b>Distributions</b>	Quarterly in March, June, September and December; Automatically reinvested in additional units, unless investors chose to receive distribution in cash
<b>Management expense ratio (MER)</b>	1.45%	<b>Minimum investment</b>	\$2,500 initial, \$50 additional

### What does the fund invest in?

The fund invests primarily in a broad and diverse group of Canadian companies with an increased exposure to small issuers and value securities. Dimensional Fund Advisors LP, the Principal Sub-Advisor to the fund, determines size based on market capitalization and value based primarily on an issuer having a high book value in relation to its market capitalization though the sub-advisor may also consider other measures. The sub-advisor identifies a broadly diversified universe of eligible securities with precisely-defined risk and return characteristics. It then places priority on efficiently managing portfolio turnover and keeping trading costs low.

Although the fund generally does not intend to purchase securities of foreign issuers, the fund may acquire securities of foreign issuers in certain circumstances such as, for example, in connection with a corporate action. However, the fund's investments in foreign securities are not expected to exceed more than 10% of the value of the fund.

The charts below give you a snapshot of the fund's investments on April 30, 2017. The fund's investments will change.

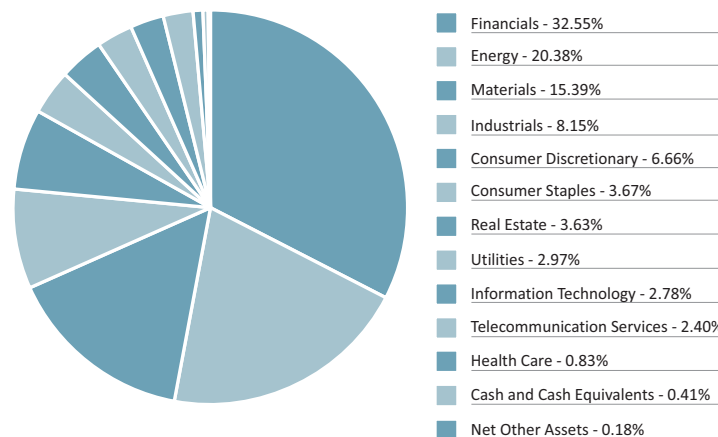
### Top 10 investments (April 30, 2017)

1. Bank of Montreal	5.38%
2. Bank of Nova Scotia	4.98%
3. Toronto-Dominion Bank	4.16%
4. Royal Bank of Canada	4.15%
5. Suncor Energy Inc.	3.74%
6. Canadian Imperial Bank of Commerce	2.42%
7. Manulife Financial Corp.	2.27%
8. Canadian Natural Resources Ltd.	2.03%
9. Magna International Inc., Class A	1.71%
10. Enbridge Inc.	1.68%

**Total percentage of top 10 investments** **32.52%**

**Total Investments** **456**

### Investment mix (April 30, 2017)



### How risky is it?

The value of the fund can go down as well as up. You could lose money.

One way to gauge risk is to look at how much the fund's returns change over time. This is called "volatility".

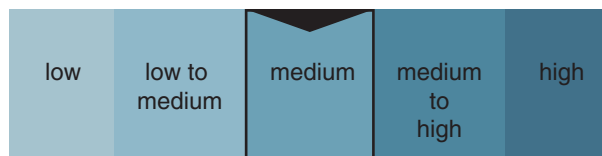
In general, funds with higher volatility will have returns that change more over time. They typically have a greater chance of losing money and may have a greater chance of higher returns. Funds with lower volatility tend to have returns that change less over time. They typically have lower returns and may have a lower chance of losing money.

### Risk rating

Dimensional Fund Advisors Canada ULC has rated this fund's risk as **medium**.

This rating is based on how much the fund's returns have changed from year to year. It doesn't tell you how volatile the

fund will be in the future. The rating can change over time. A fund with a low risk rating can still lose money.



For more information about the risk rating and specific risks that can affect the fund's returns, see the *What are the risks of investing in a mutual fund?* section of the fund's simplified prospectus.

### No guarantees

Like most mutual funds, this fund doesn't have any guarantees. You may not get back the amount of money you invest.

### How has the fund performed?

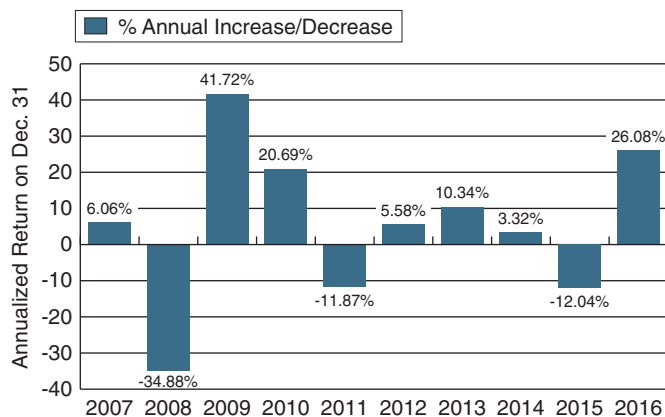
This section tells you how this class of the fund has performed over the past 10 years. Returns are after expenses have been deducted. These expenses reduce the returns of the class.

#### Year by Year returns

This chart shows how this class of the fund performed in each of the past 10 years. The class dropped in value in 3 of the 10 years.

The range of returns and change from year to year can help you assess how risky the fund has been in the past. It does not tell you how the fund will perform in the future.

#### DFA Canadian Core Equity Fund, Class A



### Best and worst 3-month returns

This table shows the best and worst returns for the units of the fund in a 3-month period over the past 10 years. The best and worst 3-month returns could be higher or lower in the future. Consider how much of a loss you could afford to take in a short period of time.

	Return	3 months ending	If you invested \$1,000 at the beginning of the period
Best return	29.50%	May 31, 2009	Your investment would rise to \$1,295.03.
Worst return	-31.92%	November 30, 2008	Your investment would drop to \$680.76.

### Average return

A person who invested \$1,000 in this class of the fund 10 years ago would have \$1,327.46 as of April 30, 2017. This works out to an annual compound return of 2.87%.

### Who is this fund for?

This fund is appropriate, as part of a diversified portfolio, for investors seeking long-term capital appreciation from investment primarily in Canadian companies. It would be suitable, therefore, for investors with medium tolerance for risk and a long-term investment time horizon.

This fund is not appropriate for investors who are unwilling to accept fluctuations in the market value of their investment.

### A word about tax

In general, you pay tax on your share of the fund's earnings and on taxable capital gains and losses you realize from redeeming your investment. The amount of tax depends on the tax rates that apply to you, and the type of earnings realized by the fund (e.g. interest, dividends, capital gains, etc.). In general, registered retirement savings plans and other registered plans do not pay tax on investments; however, tax may be payable when money is withdrawn from the registered plan (other than from a tax-free savings account).

Keep in mind that if you hold your fund in a non-registered account, fund distributions are included in your taxable income, whether you get them in cash or have them reinvested.

If you hold your investment outside of a registered plan, we will send you a tax slip that shows your share of the fund's earnings. You must calculate your taxable capital gains and losses realized on redemption.

### How much does it cost?

The following tables show the fees and expenses you could pay to buy, own and sell units of this class of the fund. The fees and expenses – including any commissions – can vary among the classes of the fund and among funds. Higher commissions can influence representatives to recommend one investment over another. Ask about other funds and investments that may be suitable for you at a lower cost.

#### 1. Sales charges

The fund does not impose a sales charge. Your representative or representative's firm may charge you a sales charge, commission or service fee. These charges are negotiated between you and your representative or representative's firm.

#### 2. Fund expenses

You don't pay these expenses directly. They affect you because they reduce the returns of this class. As of December 31, 2016, the expenses of this class were 1.46% of its value. This equals \$14.60 for every \$1,000 invested.

**Annual rate (as a %  
of the fund's value)**

#### Management expense ratio (MER)

This is the total of the management fee (including the trailing commission) and operating expenses of Class A.

1.45%

#### Trading expense ratio (TER)

These are the fund's trading costs.

0.01%

#### Fund expenses

**1.46%**

#### More about the trailing commission

Dimensional Fund Advisors Canada ULC pays your representative's firm a trailing commission for as long as you own Class A units of the fund. This fee is for the services and advice your representative or representative's firm provides to you. Representatives' firms may pay a portion of these fees to investment professionals for services they provide to their clients. The trailing commission is part of the management fee. The maximum annual trailing commission is 1.00% or \$10 for every \$1,000 invested.

#### 3. Other fees

You may have to pay other fees when you buy, hold, sell or switch units of the fund.

<u>Fee</u>	<u>What you pay</u>
<b>Short-term trading fee</b>	In order to protect unitholders from the costs associated with investors moving quickly in and out of the fund, we may put in place a short-term trading fee of up to 2% of the value of your units if you switch or redeem units within 60 days of buying units of the fund. This fee will go to the fund.
<b>Switch fee</b>	As described above, you may be charged a short-term trading fee of up to 2% of the value of your units if you switch or redeem units within 60 days of buying units of the fund. This fee goes to the fund.
<b>Redemption fee</b>	As described above, you may be charged a short-term trading fee of up to 2% of the value of your units if you switch or redeem units within 60 days of buying units of the fund. This fee goes to the fund.

**What if I change my mind?**

Under securities law in some provinces and territories, you have the right to:

- withdraw from an agreement to buy mutual fund units within two business days after you receive a simplified prospectus or Fund Facts document, or
- cancel your purchase within 48 hours after you receive confirmation of the purchase.

In some provinces and territories, you also have the right to cancel a purchase, or in some jurisdictions, claim damages, if the simplified prospectus, annual information form, Fund Facts document or financial statements contain a misrepresentation. You must act within the time limit set by the securities law in your province or territory.

For more information, see the securities law of your province or territory or ask a lawyer.

**For more information**

Contact Dimensional Fund Advisors Canada ULC or your representative for a copy of the fund's simplified prospectus and other disclosure documents. These documents and the Fund Facts make up the fund's legal documents.

**Dimensional Fund Advisors Canada ULC**

Suite 2110  
745 Thurlow Street  
Vancouver, British Columbia  
V6E 0C5

Phone: Call collect at 604-685-1633

Email: [info@dfacanada.com](mailto:info@dfacanada.com)

<https://ca.dimensionalfunds.com/en/funds>

To learn more about investing in mutual funds, see the brochure **Understanding mutual funds**, which is available on the website of the Canadian Securities Administrators at [www.securities-administrators.ca](http://www.securities-administrators.ca).